



Hall Hill Farm

School & Group Pack

v2018.4



www.hallhillfarm.co.uk



Welcome to Hall Hill Farm

Welcome to Hall Hill Farm Information & Health & Safety Pack. Below you will find a contents list detailing all the information you require before you visit the farm.

Should you require any extra information you can contact the farm on 01388 731 333 or via email at: info@hallhillfarm.co.uk and we will be happy to answer your questions.

Page 1	- Admission Prices
Page 2	- Directions
Page 3	- History of Hall Hill Farm
Page 4, 5	- Learning Opportunities
Page 6	- Typical Visit Itinerary
Page 7	- Farmyard Plan
Page 8	- Around the farm
Page 9	- Health & Safety Advice
Page 10	- Stay safe when visiting
Page 11	- Washing your Hands
Page 12, 13, 14	- Risk Assessment Summary
Page 15, 16, 17	- Code of Practice (Teachers Supplement)
Page 18, 19	- Learning Outside the Classroom (LOtC)
Page 20	- Certificate of Employers Liability Insurance
Page 21	- Responsible Green Visitor
Page 22	- The Gift Shop
Page 23	- Teashop Menu
Page 24	- Activity 1 - The Countryside Code
Page 25	- Activity 2 - Wash Your Hands

Admission Prices

Booking

All School or Groups visits must be pre-booked, please telephone the farm to check the availability of your preferred or alternate date(s).

Please confirm all bookings by completing our Booking Form once your date has been confirmed.

Prices for School & Group Visits

Category	Normal Admission	Pre-booked trips only
Children - 2 to 15 yrs	£7.75	£ 6.50
Children - under 2 yrs	Free	Free
Adults	£8.50	* Free

Discount Ratio's

* **Adults** are **Free** when accompanying paying children at the following ratio's

1 Adult Free per **4** Paying Children for **Nursery / Reception / Year 1**

1 Adult Free per **8** Paying Children for **Year 2 and above**

1 Adult Free per **5** Paying Children (**School Holidays & Weekends only**)

Additional adults are charged at £ 6.95

What's Included

These prices include...

- Guided tour around the farm
- Animal food
- Two free preliminary visit tickets
- Health & safety Information
- Tractor and trailer ride
- Information pack
- Risk assessments
- Undercover barn for lunch

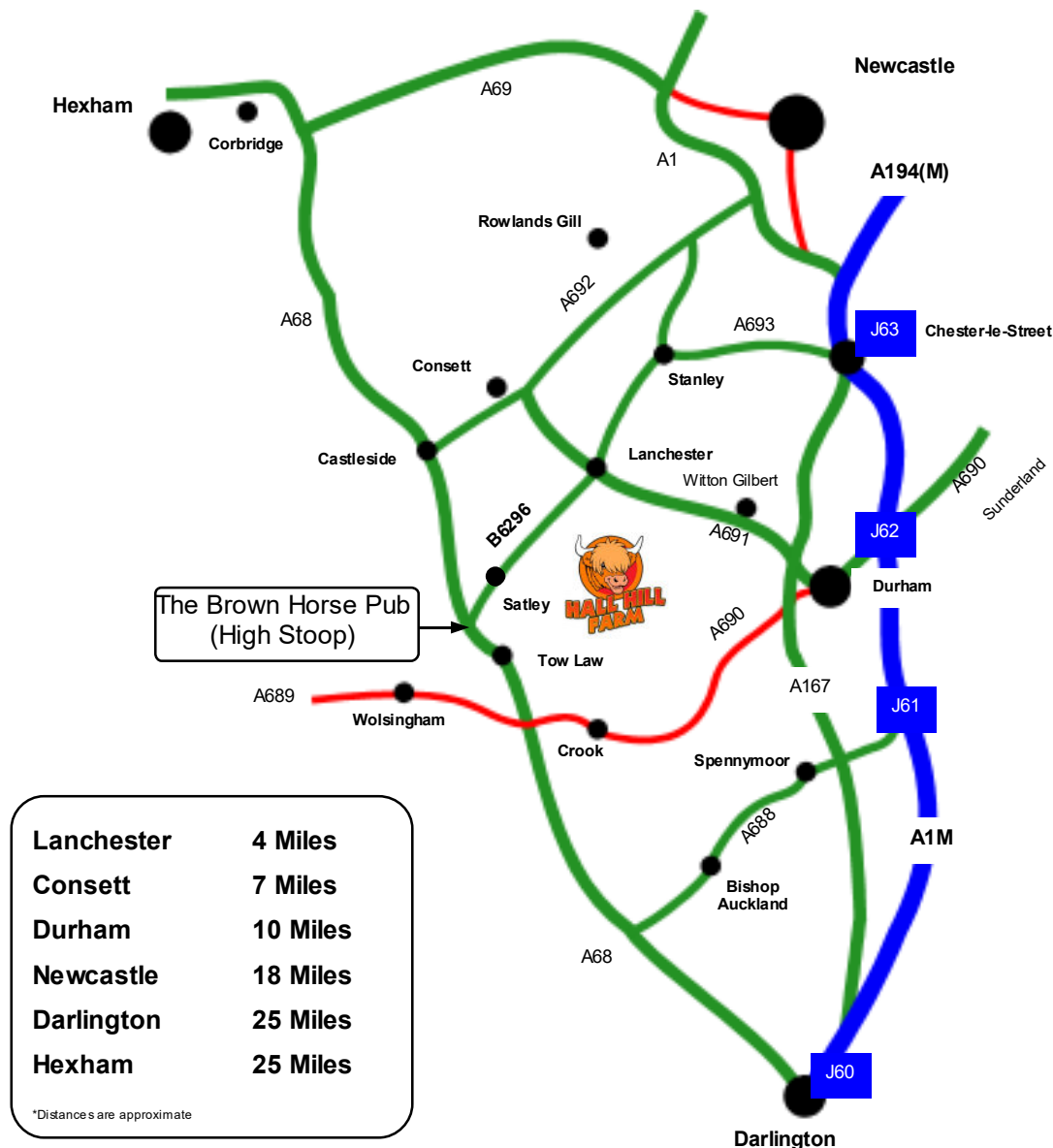
A Minimum Charge of £100 will apply to small groups

Payment (All prices include VAT at 20%)

Payment is to be made on the day of your visit by **cash** or **credit/debit card**.

Invoices are only available by **Prior arrangement only** please call 01388 731 333

Directions to the Farm



Directions - From the A1 (Durham)

1. Take Junction 62 for A691 to Consett (approx 14 mile)
2. Follow signs for A691 Consett road.
3. At Lanchester turn left onto the B6296 at the church towards Satley
4. Continue on B6296 through Hollinside
5. Hall Hill Farm approx 4 miles from Lanchester on the left hand side

Directions From Darlington

1. Follow A68 to B6296 for approx 22 mile
2. Turn at the **Brown Horse Inn** onto the B6296 leading to Satley (approx 3 mile)
3. Hall Hill Farm is 0.5 mile after the village of Satley on the right.

Postcode

- Post Code - DH7 0TA

*** Look out for the Brown Tourism Signs for Hall Hill Farm**

History of Hall Hill Farm

Brief History of the Farm

There has been a farm at Hall Hill for hundreds of years. The Gibson family have farmed here since 1925 when John Henry Gibson came to the farm as a tenant, he later bought the farm in the 1930's. Shortly afterwards he purchased an adjoining farm and later in 1957 he purchased Broadwood Farm, making it up to its present day size of 720 Acres.

Hall Hill is a mixed upland farm (238.5m above sea level) growing cereals (wheat & Barley) and Oilseed rape, around half of the farm is in grass which is used from grazing and for conserving winter feed in the form of silage.

Hall Hill Farm opened to the public in 1981, we have specialised in school visits since 1983, we were founder members of CEVAS and are currently members of the following organisations:

- Learning Outside the Classroom (**LOtC**)
- Countryside Educational Visits Accreditation Scheme (**CEVAS**)
- Green Tourism Business Scheme (**GTBS**)
- Farms for Schools (**FFS**)
- National Farm Attraction Network (**NFAN**)
- Visitor Attraction Quality Assurance Scheme (**VAQAS**)
- DBS Disclosure Services Ltd
- Welcome to Excellence



Facilities Available

Parking and Transport

- Car and coach parking (free)
- Parking areas for disabled visitors (located by entrance)

The Farm

- Large variety of animals to feed & cuddle
- Tractor & Trailer Ride
- Outdoor playground / Indoor Soft Play with changing facilities
- Gift Shop
- Toilets / disabled toilet / baby changing facilities
- Guide / service dogs permitted

Catering (Serves Hot & Cold Food)

- On-site tearoom seating 72 indoors and 30 outdoors.
- Designated Indoor & outdoor picnic areas

Tours (Pre-booked only)

- Educational visits accepted on a daily basis
- Guided tours available for groups (**weekdays only**)



Learning Opportunities ¹

There are many ways in which farming and growing can enrich the curriculum.

Art & Design

- Animals and plants in design
- Photography
- Natural and chemical dyes

Geography

- Human influences on the environment
- Farming in different parts of the world
- Water cycle

History

- History of farming
- Dig for victory
- Historical farm and garden implements
- Archaeology

ICT


- Designing maps and equipment
- Testing out an animal house or protection for plants
- Producing a farm booklet or gardening calendar

PE

- Animal movements
- Eating and health

PSHE & Citizenship

- Where our food comes from
- Sustainable development and planting at school



Drama

- Animal masks and puppets
- Role-play farmers/gardeners work
- Enacting life cycles and food chains.

English

- Looking at topical issues, e.g. battery/free range; organic farming and growing
- Reading and writing animal stories and poems
- Keeping a garden diary

RE

- Care for our world
- Feasting and fasting, e.g. Ramadan, Eid
- Festivals, e.g. harvest, Easter

Mathematics

- Measuring wind speed and rainfall
- Measuring growth in plants and animals
- Collecting data

Science

- Seasonal changes
- Life processes
- Habitats
- Food chains
- Care of living things

Things to remember when visiting the countryside

Risk assessment

We advise a pre-visit to our farm, during which you can carry out a risk assessment and become familiar with the site. A copy of our risk assessment is available on pages 12 through to page 14 .

Clothing

Ensure staff and pupils wear appropriate outdoor clothing, including sturdy shoes or Wellingtons, not sandals.

Learning Opportunities ²

The countryside, as we know it today, has been influenced by three main factors:

- The requirements of farming and forestry
- Management for countryside sports such as hunting, shooting and fishing
- The desire for an attractive and accessible landscape.



Water and Wetlands Existing wetlands should be preserved and managed for wildlife. They are of great interest as they support species including wildfowl, dragonflies, fish and birds of prey. Farm ditches and watercourses can also be managed for wildlife.

Trees and Shrubs These form attractive landscape features and are important wildlife habitats. They also give shelter to livestock, provide firewood and fencing materials.

Farm Hedges Field boundaries are important landscape features and valuable for wildlife, they may also have an historic interest. Farmers need to control the size and shape of hedges and special techniques such as coppicing and hedge 'laying' can maximise their benefit to wildlife.



Grassland Traditionally managed grasslands are described as being 'unimproved', meaning that they have not been treated with artificial fertilisers or herbicides. They have a great benefit to wildlife but have been greatly in decline due to modern farming methods. In some areas these habitats are now being reinstated using traditional farming methods. The interest and value of any kind of grassland will depend on surrounding habitats; trees, hedges, ditches and ponds providing continuity and 'corridors' for wildlife to move across fields and farms.



Modern Farming Methods

Pesticides and fertilisers are essential tools of modern farming and have played an important role in increasing the quality and quantity of the food we produce. In this respect pesticides, correctly used, have an important part to play. By following careful procedures and using other 'biological' methods of control to supplement crop protection chemicals, farmers can ensure that pesticides do not have an adverse effect on the environment.

Diversification and Tourism

Farmers have always sought to make the best use of their assets, many farmers are now faced with a situation where they can no longer rely on a guaranteed market for their produce, will need to consider diversification. Diversification is the name given to the process where farmers seek alternative income, other than from growing food crops or conventional livestock keeping.

Most farmers will adapt their enterprises in some way, to meet the needs of the market and maintain their livelihood, many successful enterprises will have been added on to an existing farm business and adapted to fit in with existing resources.

Farmers, particularly but not exclusively those close to the coast or in areas of outstanding natural beauty, benefit from tourism as an important source of income. Agricultural practices and farm trails actively encourage peoples' enjoyment of the countryside whilst wildlife farms, tea rooms and craft shops all contribute to providing facilities for the public.

Typical Visit Itinerary

On Arrival

- On arrival you will be met at the coach by one of our farm guides, your packed lunches may be taken from the bus and left in the barn for lunchtime if you wish.
- Our guides will then take you to your barn, which you may use for the remainder of your visit.
- Your guide will give a short introductory talk (5 - 10 min), this will cover the **Health & Safety** and a little bit about the animals you are going to see on your visit.
- Normally 1 guide is allocated per class, we will be able to confirm how many guides are with your group in advance.

The Tour

- Every guide follows a slightly different route, to ensure that everyone can see all the animals and the barns don't get over crowded.
- During the morning session you would perhaps see the rabbits, chicks and the tractor & trailer ride.
- The children will wash their hands after handling the chicks, rabbits and guinea pigs.

Lunchtime

- Lunchtime usually starts between 11.30 am and 12.00 noon.
(This may be later depending on your arrival time).
- All visitors are asked to wash hands with Soap and Running Water before eating their lunch, this is followed up with an application of the anti-bacterial hand gel.
- The barn will be available for your use at lunchtime. (smaller groups may be allocated part of the tearoom). Alternatively if it's a nice day we have several outdoor picnic tables in the play area or near the entrance in the car park, these areas are clean as animals are not permitted.
- Lunchtime can be anywhere from 20 minutes to 1 hour, You can choose.

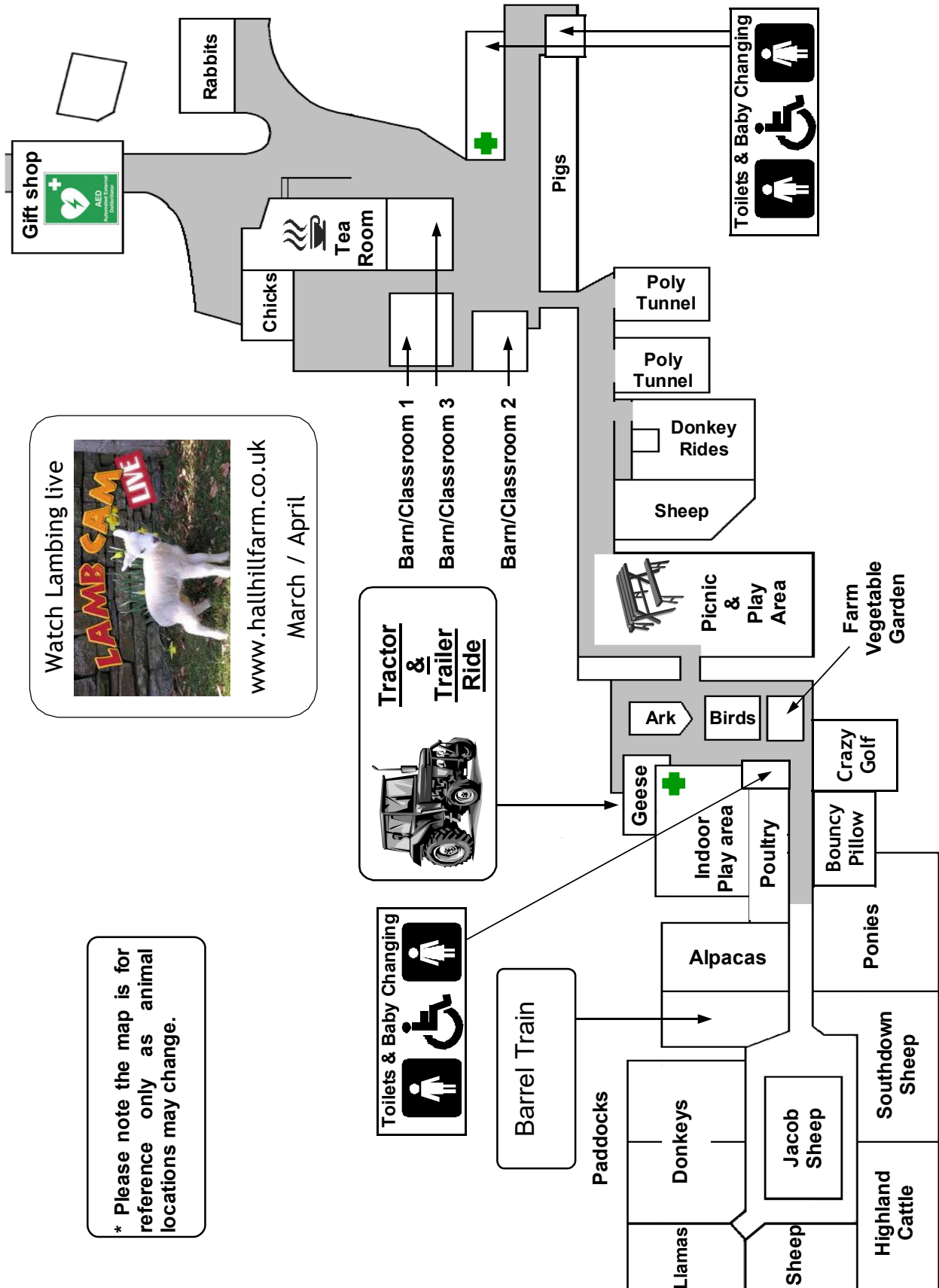
Afternoon

- In the afternoon the children will be allocated a time to visit the play area. Again this is your choice if you wish to use the play equipment (Soft-Play / Outdoor Adventure).
- There will be more animals to feed throughout the afternoon, after feeding the pet lambs, goats and llamas your guide will make sure that hands have been washed.
- There is also time to visit the gift shop if you wish, please ask your guide.

Home Time

- Everyone will wash their hands with soap and running water at the end of the visit and again a final application of anti-bacterial hand gel before leaving the farm.
- Bags will then be collected from the barn on your way to the bus.
- Schools are given farm leaflets for the children and a teachers survey for each group to complete and return in the addressed envelope.

Farmyard Plan



* Please note the map is for reference only as animal locations may change.


Around the Farm

The Countryside Code

- Be safe, plan ahead and follow any signs
- Leave gates and property as you find them
- Protect plants and animals and take your litter home
- Keep dogs under close control
- Consider other people


How to behave on the farm!

- 1** Please do not frighten the animals.




- 2** The animals have a balanced diet so please only feed them the food provided.

- 3** Climbing on walls, fences or animal pens can be dangerous.



- 4** Please don't eat the animal feed.

- 5** Do not handle farm equipment or machinery unless permitted by farm staff.



Health & Safety Advice

Some animal diseases can be transmitted to humans. There is a small risk of children acquiring infections such as **Cryptosporidium**, **Campylobacter**, **Ecoli 0157** and **Salmonella**. These organisms can be found in some farm animals and may be contracted by hand to mouth contact.

As it is difficult to stop very young children putting their hands in their mouths after touching the animals, we advise that children under 3 years **DO NOT** touch the farm animals.

Important Health & Safety Rules

1. Wash you hands using soap and running water, before eating or smoking and after handling the animals.
2. After handling animals please wash your hands with soap and water before using the disinfectant gel.
3. Do not allow the children to kiss animals or drink from animal water troughs.
4. Do not allow children under 3 years of age to touch the farm animals.
5. Children should not put fingers in their mouths.
6. Children should not eat sweets or other snacks during the Tour of the farm.
7. Eat only in the designated eating areas allocated and times specified.
8. Do not allow the children to climb on any walls, fence or gates.
9. All cuts, wounds & grazes must be covered with a waterproof dressing to avoid infection.
10. Children's dummies that have fallen to the ground should not be put back into children's mouths.
11. Wear suitable clothing and footwear, take into account the weather (Winter/Summer).
12. Stay with your group.
13. Ensure all responsible adults are aware of the rules, the group remains your responsibility.
14. Smoking is not permitted in the farm, one designated smoking area is in the car park only.

Pregnant Women (Spring / Lambing Time)

Ewes are sometimes infected with an organism called Chlamydia Psittaci, which can cause miscarriage in women. The risk is very small, but it is important to be aware of the potential problem. To avoid this risk, pregnant woman must not have any contact with newly born lambs, kids or the birth products of sheep or goats, please speak to your tour guide in confidence but signs will advise you to stay outside of the Lambing Poly Tunnels.

<https://www.nhs.uk/chq/pages/934.aspx?CategoryID=54>

Minimum Adult to Child Ratio - Based on HSE Guidelines

The ratio of children to (Supervisors/teachers/assistants/parents) should be:

1:1 - children under 1 years old
1:2 - children between 1 and 2 years old
1:3 - children between 2 and 3 years old
1:4 - children between 3 and 5 years old
1:8 - children 5 years +

If supervision levels are less than this there should be no direct contact with animals.

Stay Safe when visiting our farm

Following the simple rules listed below will help to keep you and your children safe from E. coli O157 and other infections that may be found on open farms. Pregnant women need to take extra care.



**This sign means
Now Wash Your
Hands**

You may see this sign all around the farm and it is there to remind you to wash your hands.



**This sign means
STOP and Wash
Your Hands**

You may see this sign at the entrance to cafe's and at the exits to the farm and it is there to STOP you leaving the farm without washing your hands.



**If you see this
sign it means this
is where you can
wash your hands**

This is a Clean Hands Zone



Washing you Hands

After

- touching the animals
- playing on the ground
- tying your laces
- using the toilet

Before

- eating food or sweets
- touching food
- putting hand in mouth
- leaving the farm



Wet your Hands

Use Soap

Soap for about 20 Seconds

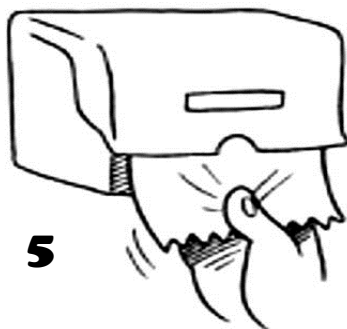


Scrub

Scrub backs of hands, wrists, between fingers and under fingernails.

Rinse you hands

Rinse your hands under running water.



Towel dry

Turn off

Turn off taps with paper towel & then bin it



Risk Assessment Summary ¹

Activity	Risks	Level	Actions Required by visitors and staff
Weather	Slipping Heat exposure Sunburn wind exposure	Low	Please ensure that all children have sufficient protection for all types of weather. For inclement weather children must be adequately dressed with a waterproof coat and Wellingtons/sturdy footwear. In hot weather we advise sunhats and sun cream be worn at all times. Visitors, teachers & leaders should be aware of the possibility of wet grass and take adequate precautions against slipping and falling.
Group Supervision	Slipping Tripping Falling lost children	Low	Supervision of the children remains the responsibility of the parents, teachers or group leaders at all times during the visit. Our staff can only guide groups providing there are additional adults present at all times. We advise leaders to make a preliminary visit to the farm prior to the main group visit. See Health & Safety Executive guidelines for adult/child ratios
Car/Coach Park & Vehicles	Slipping, tripping, falling, injury from other vehicles	Low	The car park will be in use by other vehicles, therefore please ensure that children are closely supervised when they alight from the coach. Keep you group together and away from traffic, make sure children are instructed not to run in the car park.
Walking Running Climbing	Slipping Tripping falling	Low	We advise all visitors to wear sensible and appropriate footwear to match the conditions on the day of the visit, contact the farm if unsure. Children must be adequately supervised and instructed not to run, climb walls, gates or other objects situated on or around the site.
Site Traffic	Various	Low	No unaccompanied farm or public vehicles are allowed in the main visitor area during our opening times, except in emergencies and emergency vehicles, staff to assist in access and areas may be closed in order to gain access to required site.
Tractor & Trailer Ride	Various hazards Loss of control	Low	All passengers are to remain seated until the tractor has stopped and to keep your arms inside the trailer at all times. Supervisors should ensure that the people in your group adhere to these instructions. The tractor driver will secure the steps and safety chain on trailer before departure, a maximum load capacity applies. The tractor and trailer are regularly checked and maintained.
Prohibited areas	Various Hazards	Low	It is the Supervisors responsibility to ensure that children are instructed not to go beyond the designated areas. Prohibited areas are indicated, sectioned off & are only accessible to staff.
Pond	Falling slipping drowning	Low	The welfare of the children remains the responsibility of the parent or group leaders at all times. Children must be adequately supervised around the pond and must not to enter the pond are for any reason. The water level is monitored and reduced if necessary.
Play Area Soft Play	Falling Tripping Slipping Collisions Climbing	Low	Daily inspection and visual check of all equipment and play area by a member of staff, all surfaces are mainly cushion fall. Parent & carers must supervise children in their care. No Running, No Footwear is allowed but socks MUST be worn, Height & Age restrictions apply. All soft play framework is covered with protective soft foam material.

Risk Assessment Summary ²

Activity	Risks	Level	Actions Required by visitors and staff
Electrical equipment	Fire Electric Shock	Low	Visitors should not come into direct contact with any electrical equipment during your visit. Please DO NOT touch or interfere with any equipment as it may cause harm. Electrical work is carried out and professionally maintained by qualified electricians.
Fire	Various hazards Panic loss of control	Low	Fire Risk Assessments have been carried out for the farm and adequate controls are in place. In case of fire, Supervisors should ensure that the children in their care go to the fire assemble point in either the Car Park or the Play Area as directed by staff. Smoking / e-cigarettes are NOT permitted within the Farm
Chemicals	Inhalation skin contact eye contact	Low	Chemicals are used around the farm, all safety precautions are taken to ensure visitors do not come into contact with chemicals. Chemicals are stored securely in a locked secure area.
Displays & Events	Various	Low	Individual displays, demonstrations, events are controlled by their own Risk Assessments, these are produced in respect of each activity and are available on request.
First Aid Allergy Bees Wasps Insects Pollen	Stings Allergy Hay Fever Asthma	Low	If children/adults are stung seek First Aid from your assigned guide or a nearby member of staff. Teachers & visitors should make themselves aware of the pollen count prior to the visit to the farm & take all necessary precautions. Ensure that asthma sufferers bring their inhalers. Visitors with allergies should take necessary precautions in advance of a visit to the farm, groups leaders are to ensure the required First Aid is appropriate to the group they are leading and parental permission is sought in advance of the visit and emergency contact information is up-to-date.
Feeding Animals	Biting Scratching Itching eyes Animal Allergy Infection	Low	Teachers / Parent should ensure that children wash their hands with running water & liquid soap after touching the animals and again before eating and before leaving the farm. Visitors should not touch the animals unless encouraged to do so by our staff. Please ensure there is adequate group supervision according to the age of your group, warning signs and/or double fencing is in place where animals may bite. When feeding the animals ensure that the hand is flat and fingers are straight. Please adhere to the ' Please do not feed ' signs that are placed beside animals. * Children must be supervised when feeding the animals. * Animal feed may contain traces of NUTS. * Please advise us if any children are allergic to animals. * We advise you to take additional measures if you have any particularly vulnerable children in your group e.g. weakened immune systems. We advise that all children under the age of 3 years

Risk Assessment Summary ³

Activity	Risks	Level	Actions Required by visitors and staff
Designated Eating Areas	Infection	Low	<p>Only eat in Designated eating areas that have been allocated</p> <p>Eating areas are animal free zones, any animals found in eating areas are to be removed immediately and the area cleaned appropriately.</p> <p>Eating areas are cleaned regularly with appropriate cleaning materials and staff are to ensure that soap and water is available at all times.</p> <p>Visitors are advised to wash their hands after feeding the animals, before eating & smoking and before exiting the farm.</p>
Barrel Ride	Falling Tripping Slipping	Low	<p>Only trained/authorised drivers may operate the ride. Seat belts are checked by the driver before departure, passengers must be advised to keep arms and legs within the barrel at all times.</p> <p>Maximum speed: 5 mph</p> <p>Recommended Age: 3 years upwards</p>
Animal Zoonoses Foot & Mouth Blue Tongue Avian Flu E.coli 0157 Cryptosporidium Salmonella Campylobacter Chlamydia Psittaci	Infection Various	High / Medium	<p>Teachers / Parents should ensure that everyone in their care wash their hands with liquid soap and running water before handling food / drink and again before exiting the farm.</p> <p>Disinfectant Gels are not a substitute for using soap and water and are only a temporary measure until you reach hand washing facilities.</p> <p>Teachers / Parents should be aware that there is always a risk from infection in all environments, the countryside and agricultural establishments are no exception. It is advisable to ensure that a waterproof dressing protects any existing cuts or abrasions.</p> <p>Please also remind the children not to put their fingers in their mouth after touching or feeding the animals, as this is difficult to control with younger children</p> <p>All Stock are inspected on a daily basis prior to opening.</p> <p>We advise that all children under the age of 3 years <u>DO NOT</u> touch the animals.</p> <p>Advice is/will be taken from DEFRA regarding the situation in the event of an outbreak. An outbreak may result in the farm having to close, all pre-booked visits will be contacted and advised of the situation in such an event.</p>
Pregnant Women	Miscarriage	Low (Spring)	<p>Ewes are sometimes infected with an organism called Chlamydia Psittaci, which can cause miscarriage in women. Warning signs are in place in risk areas and farm guides also give a verbal warning. Pregnant woman must not have any contact with newly born lambs, kids or the birth products of sheep or goats. Visitors with concerns should notify a member of staff for more information.</p> <p>https://www.nhs.uk/chq/pages/934.aspx?CategoryID=54</p>
Bouncy Pillows	Falling, tripping, slipping, colliding, climbing.	Low	<p>Daily inspection and visual check of the equipment by a member of staff. Parent, carers and teachers must supervise children in their care. Running, Footwear or Summersaults are NOT allowed but socks MUST be worn. Number of users and age restrictions apply, and must be adhered to for safety, not operation in wet weather.</p>

*Detailed risk assessments are available for viewing on preliminary visits, Please ask a member of staff.

Preventing or controlling ill health from animal contact at visitor attractions

Advice to Teachers and Others who organise visits for children



Updated June 2015

ADVICE TO TEACHERS AND OTHERS WHO ORGANISE VISITS FOR CHILDREN

This advice is for teachers and others who organise visits by children on the precautions necessary to reduce the risk of ill health arising from contact with animals.

All animals naturally carry a range of micro-organisms, some of which can be transmitted to humans, where they may cause ill health. Some of these, such as *Escherichia coli* O157 (*E. coli* O157) or *Cryptosporidium parvum* (a microscopic parasite), present a serious health hazard and have the potential to cause serious illness and health problems which may be particularly severe in young children.

As with many other educational or recreational activities, visits can never be considered free from all risk. However, while the hazards are real, the risk of infection in children can be readily controlled by simple everyday measures. The following practical steps will help make your visit even more safe, healthy and enjoyable.

Before your visit, you should:

- Read and understand the advice in the industry Code of Practice, and discuss arrangements for the visit with the management at the site.
- Confirm that the control measures provided at the site match the recommendations in the industry Code of Practice.
- Seek advice from your local authority or organisation on what the appropriate ratio of pupils to teachers/leaders/assistants/parents should be.
- Discuss and agree with the supervisors, parents or staff of the school, crèche leaders of youth organisations etc. their roles and responsibilities during the visit. In particular, they must understand the need to make sure that the children wash, or are helped to wash, their hands thoroughly after contacting animals and before eating. Key points to cover with the children should include:
 - explaining the rules for the visit, stressing that they must not eat, drink or chew anything (including sweets) outside the areas in which you permit them to do so;
 - explaining why they must wash their hands thoroughly after contact with the animals, and before eating or drinking anything;
 - demonstrating how to wash their hands properly;
 - discussing the requirements for appropriate clothing, including suitable footwear. You should liaise with the attraction to ascertain what this is;
 - checking that cuts, grazes etc on children's hands are covered with a waterproof dressing.

During and after the visit, make sure that the children:

- Are reminded of the rules/precautions to take upon arrival at the site.
- Do not kiss animals.
- Always wash their hands thoroughly before and after eating, after any contact with animals and again before leaving the site.
- Eat only food that they have brought with them or food for human consumption that they have bought on the premises, in designated areas.
- Never eat food that has fallen to the ground.
- Never taste animal foods.
- Do not suck fingers or put hands, pens, pencils or crayons etc. in mouths.
- Where practical and possible, clean or change their footwear before leaving.
- Wash their hands after changing their footwear.

Check that the children stay in their allocated groups during the visit, and that they:

- Do not use or pick up tools (e.g. spades and forks) or touch other work equipment unless permitted to do so by site staff.
- Do not climb on to walls, fences, gates or animal pens etc.
- Listen carefully and follow the instructions and information given by the site staff.
- Approach and handle animals quietly and gently.
- Do not chase, frighten or torment the animals.
- Do not wander off into unsupervised or prohibited areas e.g. manure heaps.

Remember the children are your responsibility during the visit:

- You should supervise them during the visit, especially during hand washing to make sure that each child washes thoroughly. Site staff may be able to help with this supervision.
- Allow plenty of time for hand washing before eating or leaving the site so that the children do not have to rush.

If a member of your group shows signs of illness (e.g. sickness or diarrhoea) after a visit, advise them or their parent/guardian to visit the doctor and explain that they have had recent contact with animals. Please also contact the attraction you visited and inform them of the illness.

Additional advice

Further advice on E. coli O157 including a video on hand washing is available at:

<https://www.gov.uk/government/organisations/animal-health-and-veterinary-laboratories-agency>

Other advice is available from a number of other government websites including:

<http://www.hse.gov.uk/>

<https://www.gov.uk/government/organisations/public-health-england>

www.hps.scot.nhs.uk/

www.dh.gov.uk/en/index.htm

<https://www.gov.uk/government/organisations/department-for-environment-food-rural-affairs>

<https://www.gov.uk/government/organisations/animal-health-and-veterinary-laboratories-agency>

Download the full Code of Practice Report.



LOtC Quality Badge briefing for schools

External learning outside the classroom providers/venues holding this accreditation will be:

- ✓ **Offering good quality teaching & learning**
- ✓ **Safe (i.e. managing risk effectively)**

The Learning Outside the Classroom (LOtC) Quality Badge is the *only* nationally recognised indicator of good quality educational provision AND effective risk management.

The purpose of the Learning Outside the Classroom Quality Badge is to help schools identify good quality and safe provision, and to reduce red tape when planning educational visits. It incorporates existing safety standards for all types of activity and combines learning and safety into one easily recognisable accreditation for all organisations providing learning outside the classroom experiences including:

- ✓ Educational visit venues such as museums, zoos, historic houses, science centres, theatres and places of worship
- ✓ Farms
- ✓ Adventurous activity providers
- ✓ Natural environment or field studies centres
- ✓ Study, sports and cultural tours
- ✓ Expeditions overseas

If an organisation is displaying the LOtC Quality Badge schools can be assured that their venue has met required standards, so teachers do not need to carry out their own risk or quality assessments regarding the activities provided.

In addition, applicants must be offering genuinely beneficial services to schools, to support their delivery of the curriculum. The following are just a few of the services a provider must demonstrate before gaining the LOtC Quality Badge:

- Clear and accurate information given well in advance on services, amenities and costs. There should be no unpleasant surprises on the day!
- Full information given on the learning objectives of the activities on offer, and the flexibility to tailor activities according to your needs.
- Guidance and information on preparing your pupils for the visit, and following up on it back in the classroom, to help you to make the most of the learning opportunities.
- Skilled and enthusiastic educational staff or volunteers who can really bring a topic to life.
- A culture of listening to schools' feedback and working to meet their requirements.
- Robust risk management processes across all areas of the business.
- Robust safeguarding and child protection procedures.

The Outdoor Education Advisers' Panel endorses the LOtC Quality Badge and the majority of Local Authority Outdoor Education Advisers have indicated that they accept the award in place of some or all of their checks. You can view which Local Authority Outdoor Education Advisers support the LOtC Quality Badge by visiting the OEAP website: oeap.info.



Council for
Learning Outside the Classroom

Learning Outside the Classroom Quality Badge

Awarded to:

Hall Hill Farm

This organisation has therefore pledged to:

- Engage in an ongoing process to sustain high quality learning outside the classroom
- Meet all of the Learning Outside the Classroom Quality Badge indicators

Elaine Skates

Chief Executive, Council for Learning Outside the Classroom

Certificate no. **R2QB100603**

Date issued: **21/07/2017**

Expiry date: **30/07/2019**

www.lotcqualitybadge.org.uk

The Council for Learning Outside the Classroom is registered in the United Kingdom no. 6778701.

Marsh & Co

independent insurance brokers

To Whom it may Concern

10th April 2018

Dear Sirs

Re: **Ann Darlington, Margaret Patricia Gibson & David John Gibson**
t/as Hall Hill Farm Enterprises and Hall Hill Farm Shop

We act as Insurance Brokers to the above company and confirm that the following insurance covers are in force:-

Public/Products Liability Insurance

Insurer: Catlin Insurance Company (UK) Limited

Policy: Commercial Combined
Policy No: 1377046/0
Period: 24th March 2018 to 23rd March 2019
Limit of Liability: £5,000,000 any one event and in respect of Products Liability
in any one period of insurance.

This document is furnished to you as a matter of information only and does not make the person or organisation to whom it has been issued an additional assured, nor does it modify in any manner the contract of insurance between the Policyholder and Insurer.

Should the above mentioned policies be changed or cancelled during the above Period of Insurance, no obligation to inform the holder of this document is accepted by ourselves.

Head Office:
Marsh & Company
Lancelot House
1-3 Upper King Street
Leicester
LE1 6XF

t: (0116) 2043400
f: (0116) 2043420
e: enquiries@marshcompany.co.uk
www.marshcompany.co.uk

South West Office:
Regency Commercial Insurance
Regency House
37-40 Alexandra Parade
Weston-super-Mare
BS23 1QZ

t: (01934) 623656
f: (01934) 640838
e: enquiries@regencybrokers.co.uk
www.regencybrokers.co.uk

Registered Office (England No):
1228113
Lancelot House
1-3 Upper King Street
Leicester
LE1 6XF



incorporating
Regency 
independent insurance brokers

Group Managing Director: R.H.J. Marsh
Chairman: A.H. Marsh FCI Chartered Insurance Practitioner
Director: S.H. Davis BA Hons

Associate Director: C. Harpen FCI Chartered Insurance Practitioner Associate Director: V. Whiteman Associate Director: S. Taylor

South West Office: Director of Operations: Mike Rugman Consultants: Kerry Michael MBE Michelle Michael MBE

Marsh & Company Insurance
Brokers Limited Authorised &
Regulated by the Financial
Conduct Authority

Responsible Green Visitor

Be a responsible visitor, here are Six things you can do to help. We are undertaking the following actions in order to achieve this



1 - Conserve Energy

Reduce energy by switching off lights and closing windows if your heating is on. More information is available from The Energy Saving Trust on what you can do at home.



2 - Shop Locally

Use local products, they give you a flavour of the area and help support local communities.



3 - Reduce, Reuse & Recycle

Try to avoid overly packaged goods and if possible say no to that extra carrier bag.

Try and recycle any waste you have at home.



4 - Be Water Wise

Use Water wisely. Turn off the tap when brushing your teeth and adhere to hotels towel policies or other water saving initiatives.



5 - Respect Nature

Help us look after our landscape and wildlife by not littering, guarding against fire and using footpaths and cycle-ways responsibly.



6 - Support Green Tourism Businesses

There are hundreds of businesses trying to reduce their environmental impacts through the Green Tourism Business Scheme. Businesses are awarded Bronze, Silver and Gold for their efforts to be more environmentally responsible.



The Gift Shop

Why not order your souvenirs in advance, they are individually wrapped in bags for you to distribute on the bus or back at School.

These are ideal for younger children who may find it difficult to choose, also where time is limited it will enable more time to be spent with the animals or in the play area.

Hall Hill Farm Souvenir Pack Options

- **£1.00 Souvenir Pack**
Hall Hill Farm Pen & Pencil
 - **£1.50 Souvenir Pack**
Hall Hill Farm Holographic Notebook & Pencil
 - **£1.80 Souvenir Pack**
Hall Hill Farm Holographic Notebook & Pen
 - **£2.50 Souvenir Pack**
Farm Animal Mask, Hall Hill Farm Holographic Notebook & Pen
-

Hall Hill Farm Branded Souvenirs

- Rubber 50p
- Holographic Pencil with Rubber 40p
- Pen 65p
- Hologram Notebook £1.35
- Pencil Sharpener £1.00
- Magnet £2.20

Other Souvenirs

Schleich Farm Animals

- Green Tag** £2.99 - Ducks, Lambs, Hens, Cats, Piglets
- Red Tag** £4.49 - Sheep, Dogs, Pony
- Grey Tag** £6.49 - Cows, Horses

Hand Puppets - from £12.99

Pig / Donkey / Sheep / Cow / Pony / Duck / Highland / Cat / Sheep Dog / Rabbit / Cockerel / Fox / Snake / Crocodile / Parrots & Large Chimp / Orangutan.

Note: Prices correct at January, Prices are subject to review/change in 2018.

* Items that are out of stock may be replaced or other options can be suggested.

Teashop Menu

We have included this sample menu so you may see what is available throughout the year, as this is only a sample menu the items and prices may vary slightly on the day of your visit.

Hot Food

Soup with roll + Butter	£3.60
Baked Potato + 1 Filling	£3.95
Extra Filling (Cheese, Beans)	50p
Cheese Toastie	£3.30
Extra Filling (Ham, Onion, Tomato, Pickle)	30p
Lasagne	£5.95
Sausage Roll (Large)	£1.60
Hot Dog	£1.70
Beans on Toast (Childs)	£1.95

Cakes from Counter

Carrot Cake	£1.75
Scone + Butter	£1.60
Chocolate Brownie	£1.75

Drinks

One Person Pot of Tea	£1.60	
Coffee	£1.60	Large £1.80
Hot Chocolate	£1.85	Special £2.25
Latte / Cappuccino	£2.50	
Cans	90p	
Flavoured Water	£1.40	
Mineral Water	£1.20	

Children's Lunchbox - £3.99

Lunchbox Contents:

Sandwich (Cheese, Ham or Tuna)

Fromage Frais / Packet of Raisins / Quavers / Drink

Toy (May differ from picture)




Activity 1 - The Countryside Code

The Countryside Code


- Be safe, plan ahead and follow any signs
- Leave gates and property as you find them
- Protect plants and animals and take your litter home
- Keep dogs under close control
- Consider other people

How to behave on the farm! - Link the activities to the Pictures

1 Please do not frighten the animals. ●



2 The animals have a balanced diet so please only feed them the food provided. ●



3 Climbing on walls, fences or animal pens can be dangerous. ●



4 Please don't eat the animal feed. ●



5 Do not handle farm equipment or machinery unless permitted by farm staff. ●



Activity 2 - Wash your Hands

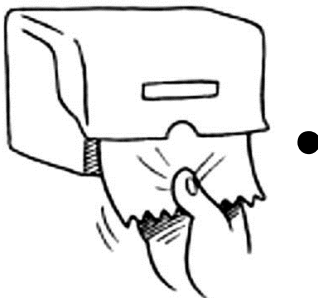
Washing your hands, but which is the correct order?

After

- touching the animals
- playing on the ground
- tying your laces
- using the toilet

Before

- eating food or sweets
- touching food
- putting hand in mouth
- leaving the farm



• **Scrub**

Scrub backs of hands, wrists, between fingers and under fingernails.

• **Towel dry**

• **Use Soap**

Soap for about 20 Seconds

• **Turn off**

Turn off taps with paper towel & then bin it

• **Rinse you hands**

Rinse your hands under running water.

• **Wet your Hands**

General Enquiries

Address - Hall Hill Farm, Lanchester, Durham, DH7 0TA

Phone - 01388 731 333

Fax - 01388 731 996

Email - info@hallhillfarm.co.uk

Website - www.hallhillfarm.co.uk

Quality Badge awarded by

